


1. 首先，我们来看一下这个函数的定义。它接受一个字符串作为输入，并返回一个布尔值。

2. 在函数内部，我们使用正则表达式来匹配字符串。正则表达式 `^([a-z0-9]+)$` 表示字符串必须以字母或数字开头，并且只能包含字母和数字。

3. 如果正则表达式匹配成功，我们返回 `true`；否则，我们返回 `false`。

4. 最后，我们调用这个函数来验证给定的字符串。



1. The first part of the document discusses the importance of maintaining accurate records of all transactions and activities. It emphasizes that this is crucial for ensuring transparency and accountability in the organization's operations.


2. The second part of the document outlines the various methods and tools used to collect and analyze data. It highlights the use of advanced software solutions and manual data entry processes to ensure the accuracy and reliability of the information.

3. The third part of the document provides a detailed overview of the data analysis process. It describes how the collected data is processed, cleaned, and analyzed to identify trends, patterns, and insights. This section also discusses the role of data visualization in making the information more accessible and understandable to stakeholders.

4. The fourth part of the document focuses on the application of the analyzed data. It explains how the insights derived from the data are used to inform decision-making, optimize processes, and improve overall organizational performance.

5. The final part of the document concludes with a summary of the key findings and recommendations. It emphasizes the ongoing nature of data analysis and the need for continuous monitoring and improvement.

Appendix A: Data Collection Methods



Appendix B: Data Analysis Tools

This section lists the various software tools and applications used for data analysis, including spreadsheets, data visualization software, and statistical analysis packages.

6. The document also includes a section on data security and privacy. It discusses the measures taken to protect sensitive information and ensure compliance with relevant regulations and standards.


QUESTION

1. The following table shows the number of students who took part in a school sports day. The table is divided into two parts, A and B. The number of students who took part in each sport is given in the table.

Sport	Part A	Part B
Football	15	20
Netball	10	15
Table Tennis	5	10
Badminton	8	12
Table Hockey	3	5
Other	2	3

2. The following table shows the number of students who took part in a school sports day. The table is divided into two parts, A and B. The number of students who took part in each sport is given in the table.

Sport	Part A	Part B
Football	15	20
Netball	10	15
Table Tennis	5	10
Badminton	8	12
Table Hockey	3	5
Other	2	3



3. The following table shows the number of students who took part in a school sports day. The table is divided into two parts, A and B. The number of students who took part in each sport is given in the table.

Sport	Part A	Part B
Football	15	20
Netball	10	15
Table Tennis	5	10
Badminton	8	12
Table Hockey	3	5
Other	2	3